

NOVA

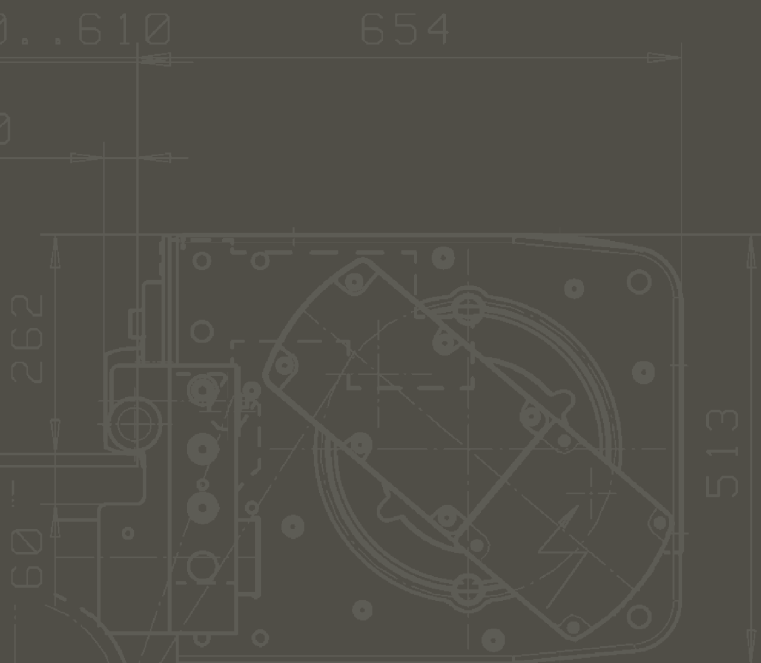
Electric wire rope hoists for loads of up to 80 t



NOVA

- **Optimum utilisation of space**
Compact installation dimensions and optimum approach dimensions, minimum hook dimensions
- **Precise and safe work**
Minimum lateral hook movements and low load swing thanks to smooth load movement with frequency inverters
- **Low maintenance costs**
The brake designed to extend the lifetime, the larger diameter of the rope drum to protect the load rope, the hoist gear lubricated to extend the lifetime and the smooth cross travelling with the frequency inverter reduces material wear and tear

Advantage: Maximum cost effectiveness and optimum utilisation of space




- Loads of up to 80 t
- Single hoist or as a crane kit
- Single or double girder trolley or foot-mounted hoist
- Low lateral hook movement
- Compact installation dimensions
- Optimum approach dimensions
- Stepless cross and long travelling
- Ambient temperature 10°C to +40°C

Distribuidor

INGEVER ASOCIADOS



575 3140817 - 300308 9533
www.ingeverasociados.com
Barranquilla - Colombia



NOVA L
Single girder trolley,
low headroom,
up to 12,5 t

NOVA M
Double girder trolley,
up to 80 t

NOVA N
Single girder trolley,
normal headroom,
up to 40 t

NOVA F
Fixed hoist for free-
standing installations,
up to 80 t

NOVA
machinery hoist,
up to 5 t

Type	Reeving	Load t / FEM classification																Design				Lifting speed m/min 50 Hz	Lifting height m	
		1,6	2	2,5	3,2	5	6,3	8	10	13	16	20	25	32	40	50	63	80	F	N	L			M
NB	02	2m																	•	•	•	•	10/1.7	12 - 19
	04			3m	2m														•	•	•	•	5/0.8	6 - 9.5
NC	02		3m	2m	1Am														•	•	•	•	10/1.7	12 - 30
	04				3m	2m	1Am												•	•	•	•	5/0.8	6 - 15
ND	02	22			3m	2m	1Am												•	•	•	•	10/1.7	18 - 40
	04	24					3m	2m	1Am										•	•	•	•	5/0.8	9 - 20
	06	26						3m	2m										•	•	•	•	3.2/0.5	6 - 13
	08	28							3m	2m	1Am								•	•	•	•	2.5/0.4	4.5 - 10
NE	02	22				3m	2m	1Am											•	•	•	•	8/1.3	15.5 - 97
	04	24						3m	2m	1Am									•	•	•	•	4/0.7	7.5 - 48.5
	06	26							3m	2m									•	•	•	•	2.5/0.4	5 - 32
	08	28									2m	1m							•	•	•	•	2.0/0.3	7 - 24
NF		22							3m	2m	1Am								•			•	8/1.3	15.5 - 71
		24									3m	2m	1Am						•			•	4/0.7	10 - 35.5
		26										3m	2m						•			•	2.5/0.4	6.5 - 23.5
		28											2m	2m	1Am				•			•	2.0/0.4	6.5 - 17.5


Subject to change without prior notice. You will find further technical information in our manuals and dimensional drawings.

NOVA


Perfect utilisation of space and almost vertical lifting guarantee so that work is carried out precisely and safely.



Rope guide



Minimum hook travel



Best approach dimensions

We have increased the size of the drum, making everything else smaller.

The main feature of our NOVA electric wire rope hoist is the extremely large diameter of the rope drum, which provides first-class protection of the rope, but there are also other features which guarantee safe and very cost-effective use.

NOVA does away with load swinging and lateral hook movement, for example.

NOVA lifts the load with virtually no lateral hook movement at all. Swinging of the load is prevented and secure handling is guaranteed. At the same time, this can help to reduce the costs for the crane design.

NOVA adapts itself to your building.

NOVA offers the best approach dimensions and the smallest installation dimensions in the electric wire rope hoist sector. This ensures the optimum utilisation of space and reduces building costs.




HBC hook



DIN RSN hook



Hoisting gear limit switch



Contactor control with NovaMaster




Stainless steel hoist panel

Standard equipment:

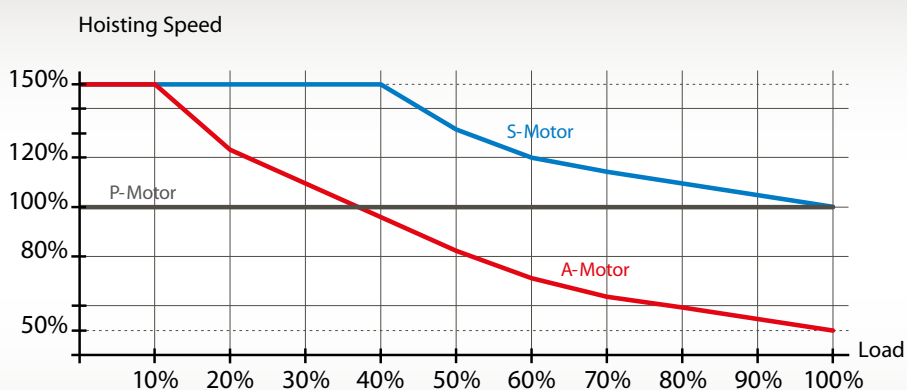
- 2-speed hoisting motors (6/1)
- Hoist condition monitoring system NovaMaster with Safe Working Period Counter (NOVA NE/NF)
- 4-step hoisting limit switch with slowdown function and phase mismatch protection
- Electronic overload protection
- Thermal protection for hoisting and travelling motors
- Travelling machinery with frequency inverter, 2-step or stepless
- Standard 3-phase voltages 380/400/415 V 50 Hz; 440/460/480 V 60 Hz
- 48 V contactor control
- IP 55 protection, duty factor 60 %
- Electrical assembly and wiring in accordance with IEC standards
- Robust rope guide made of cast iron
- Epoxy paint, 60 µm

Options:

- IP65 control pendant with plug adapter and EmergencyStop
- Radio remote control
- Hoist condition monitoring system NovaMaster with Safe Working Period Counter (NOVA NB/NC/ND)
- Load summation for max. 4 hoists with NovaMaster
- Hoisting inverter with ESR
- 2-step trolley travel limit switch
- External fan for hoisting motor
- Standby heating for bridge panels and motors
- Special operating voltage 208 690 V 50/60 Hz
- IP66 protection
- Ambient temperature 20°C - +55°C
- Explosion proof version 
- Stainless steel hoist panel
- Rain covers
- Articulated trolley for curved track
- Drum brake
- Lockable hook/ramshorn hook
- Cable reel
- and much more

NOVA

Frequency inverter technology for efficient hoisting



Speed range comparison A, S and P motors*

The use of frequency inverters for the hoisting process increases productivity. This leads to an extended lifetime of motors and brakes as well as cost savings for maintenance work and spare parts. Furthermore, the hoist works in a far more energy efficient manner than a conventional contactor-controlled solution.

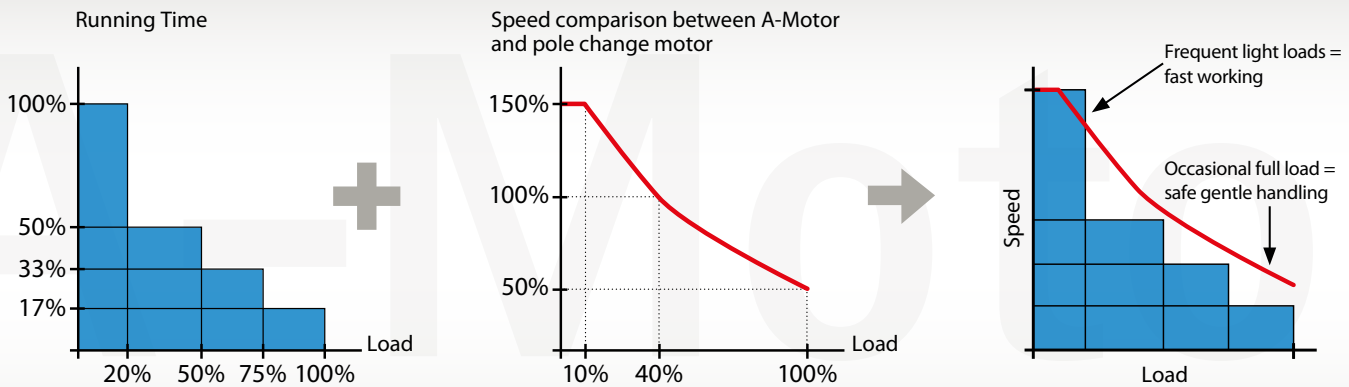
- Safe hoist speeds for the smooth handling of heavy loads
- Quick hoist speeds with low loads increase productivity
- Reduced energy consumption
- Working time is reduced thanks to more effective and quicker working with load-dependent speed regulation
- Less wear and tear due to reduced mechanical load
- Reduced downtimes
- Reduced operating costs

Standard equipment:

- Load-dependent speed regulation (ESR)
- Duty cycle 60%
- Overheat protection
- Insulation class H
- Protection rating IP55
- Bearing sensor to monitor the rotating speed (A motor) or encoder to regulate rotating speed, closed loop control (S motor)
- External fan (S motor)

* exemplary illustration

An innovation which sets economical standards



Average capacity utilisation of an industrial crane*

A motor characteristics*

A-motor with HoistMaster 2p or HoistMaster 4

When using an A motor in combination with a HoistMaster 2p the hoist inverter is installed in the bridge panel. In some hoists the hoist inverter HoistMaster 4 can be directly integrated into the hoist panel.

An A-motor operates, compared to polemotors, with only 50% lifting motor power and thus reduces energy costs by around half. Despite the halved hoist motor power, the loaddependent speed regulation (ESR) enables work to be carried out more effectively and quicker with an average industrial crane workload:

- Triple the nominal speed at 10% partial load
- Double the nominal speed at 40% partial load
- Standard nominal speed at 100% full load

The A motor technology is a cost-effective solution, because of its favourable acquisition costs and savings in operation, which pay for themselves very quickly.

S-motor with HoistMaster 2p

When using an S motor in combination with a hoist inverter HoistMaster 2p, the hoist speed and hoist motor performance are comparable with the standard speeds. Thanks to the separate fan that comes as standard on the hoist motor, the hoist can also be operated at full load for a very long time at a slower hoisting speed.

The encoder constantly regulates the rotating speed of the hoist motor and thus guarantees that the load is transported safely and accurately even at very low hoisting speeds (only 1% of the nominal speed).

The load dependent speed regulation (ESR) enables:

- 1.5 times the nominal speed at 25% partial load
- Standard nominal speed at 100% full load

The S-motor together with hoist inverter HoistMaster 2p offers the possibility of connecting up to 4 hoists together via an optical cable and to synchronise the joint hoist lifting process.

* exemplary illustration